

VELUX manual centre-pivot roof window GGU

VELUX®



The VELUX top-operated, centre-pivot roof window GGU is perfect for those looking for a maintenance-free window that allows for easy access over e.g. a sofa, countertop or bathtub. The durable, moisture-resistant finish looks great in any room and is ideal for humid rooms like kitchens.

- Open the top control bar to the ventilation position for fresh air through a closed window.
- Maintenance-free, polyurethane coating makes the window ideal when easy maintenance is key.
- Easily rotate the window 180° for safe cleaning of the outer glass from the inside.
- Easily open and close the roof window – even with furniture placed underneath.
- Removable and cleanable ventilation filter protects your home from dust and insects while ventilating.
- Quickly and easily add blinds by simply clicking them into the pre-fitted brackets.
- Upgrade to a remote-controlled mains- or solar-powered motor for extra convenience.



Application guidance

The window can be installed in roof pitches between 15° and 90° to the horizontal.



Manually top-operated, centre-pivot roof windows make it possible to place furniture directly below the window without obstructing the window's operation. We recommend an installation height that allows for a clear sight line to the outside from both a standing and seated position. Please note that the optimum window height depends on the roof pitch.

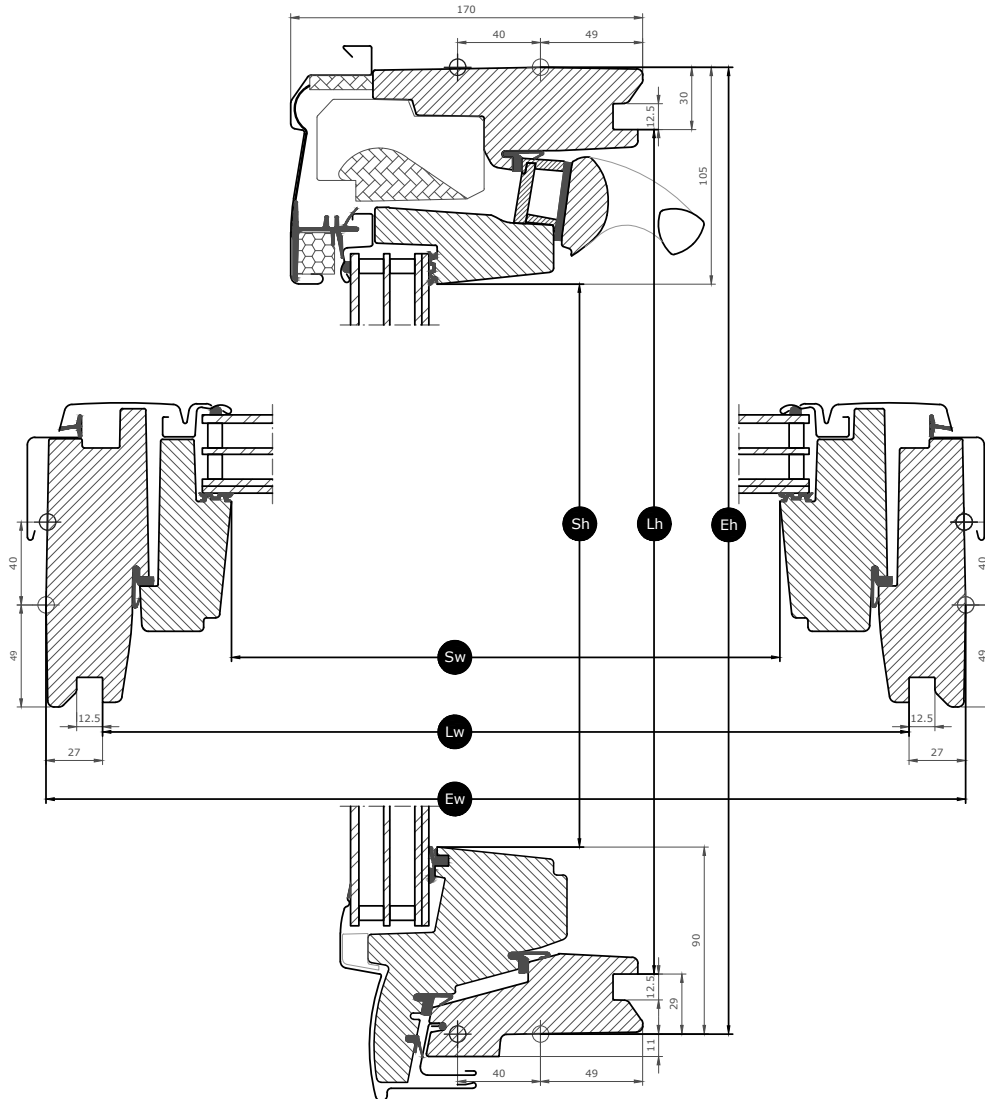
Available sizes and daylight area

The size overview shows the availability across the different glazing variants. Please note that the individual glazing variant may not be available in all the sizes shown.

	550	660	780	942	1140	1340
778	GGU CK02 (0.22) [0.26]					
978	GGU CK04 (0.29) [0.34]	GGU FK04 (0.38) [0.43]	GGU MK04 (0.47) [0.53]			GGU UK04 (0.91) [0.98]
1178	GGU CK06 (0.37) [0.43]	GGU FK06 (0.47) [0.54]	GGU MK06 (0.59) [0.66]	GGU PK06 (0.75) [0.83]	GGU SK06 (0.95) [1.03]	
1398		GGU FK08 (0.58) [0.66]	GGU MK08 (0.72) [0.81]	GGU PK08 (0.92) [1.01]	GGU SK08 (1.16) [1.25]	GGU UK08 (1.40) [1.54]
1600			GGU MK10 (0.85) [0.94]	GGU PK10 (1.07) [1.17]	GGU SK10 (1.35) [1.46]	GGU UK10 (1.63) [1.80]

All measurements are in mm. () = Effective daylight area, m² [] = Geometric free area, m²










Cross section dimensions



Width		CK--	FK--	MK--	PK--	SK--	UK--
Sw	Sash aperture width	371	481	601	763	961	1161
Lw	Distance between lining grooves, width	495	605	725	887	1085	1285
Ew	External frame width	550	660	780	942	1140	1340

Height		--02	--04	--06	--08	--10
Sh	Sash aperture height	584	784	984	1204	1406
Lh	Distance between lining grooves, height	719	919	1119	1339	1541
Eh	External frame height	778	978	1178	1398	1600

Glazing features


	Glazing 66SG	Glazing 67	Glazing 69	Glazing 68	Glazing 70	Glazing 76F	Glazing 70Q
 Solar protection	★★★★☆	★★★★☆	★★★★★	★★★★☆	★★★★☆	★★★★★	★★★★☆
 Security	★★★★☆	★★★★☆	★★★★☆	★★★★☆	★★★★☆	N/A	★★★★★
 Safety lamination	√	√	√	√	√	√	√
 Toughened glass	√	√	√	√	√	√	√
 UV filter	√	√	√	√	√	√	√
 Rain noise reduction	√	√	√	√	√		
 Easy-to-clean	√	√					
 Anti-dew	√	√					

Glazing structure

Glazing variant	Glazing unit	Variant composition
Glazing 66SG	Triple-glazed	6.8mm laminated float glass - 13mm Argon - 3mm heat strengthened glass - 13mm Argon - 4mm toughened glass
Glazing 67	Triple-glazed	6.8 mm laminated float glass - 12 mm Krypton - 3 mm heat strengthened glass - 12 mm Krypton - 4 mm toughened glass
Glazing 69	Triple-glazed	6.8mm laminated float glass - 13mm Argon - 3mm heat strengthened glass - 13mm Argon - 4mm toughened glass
Glazing 68	Triple-glazed	6.8 mm laminated float glass - 13 mm Argon - 3 mm heat strengthened glass - 13 mm Argon - 4 mm toughened glass
Glazing 70	Double-glazed	6.8 mm laminated float glass - 16 mm Argon - 4 mm toughened glass
Glazing 76F	Double-glazed	6.4 mm laminated float glass - 16 mm Argon - 4 mm toughened glass
Glazing 70Q	Double-glazed	7.5 mm laminated float glass - 16 mm Argon - 4 mm toughened glass

Technical values for the window

Overview of technical values for the product, covering among other, CE marking in accordance with EN 14351-1.

	Glazing 66SG	Glazing 67	Glazing 69	Glazing 68	Glazing 70	Glazing 76F	Glazing 70Q
	Performance						
Window characteristics							
Thermal transmittance	1.0 W/(m ² K)	0.83 W/(m ² K)	1.1 W/(m ² K)	1.1 W/(m ² K)	1.3 W/(m ² K)	1.3 W/(m ² K)	1.3 W/(m ² K)
Light transmittance	0.62	0.62	0.57	0.68	0.68	0.62	0.68
Total solar energy transmittance	0.44	0.44	0.27	0.49	0.46	0.30	0.45
Sound insulation	37(-2;-4)	38(-2;-5)	35(-1;-3)	35(-1;-3)	35(-1;-3)	35(-1;-3)	35(-1;-3)
Air permeability	4 (PK10: 3)	4 (PK10: 3)	4 (PK10: 3)	4 (PK10: 3)	4 (PK10: 3)	4 (PK10: 3)	4 (PK10: 3)
External fire performance - British	AC	AC	AC	AC	AC	AC	AC
External fire performance - European	npd	npd	npd	NPD	npd	npd	npd
Impact resistance	3	3	3	3	3	3	3
Load-bearing capacity of safety devices	√	√	√	√	√	√	√
Reaction to fire	D-s3,d2	D-s3,d2	D-s3,d2	D-s3,d2	D-s3,d2	D-s3,d2	D-s3,d2
Resistance to snow load	**	**	**	**	**	**	**
Resistance to wind load	C3 (>SK08: NPD)	C3 (>SK08: NPD)	C3 (>SK08: NPD)	C3 (>SK08: NPD)	C3 (>SK08: NPD)	C3 (>SK08: NPD)	C3 (>SK08: NPD)
Water tightness	E900	E900	E900	E900	E900	E900	E900

Resistance to snow load = ** See glazing composition

NPD: No performance determined


Interior finish

Material Description	White maintenance-free Finished with polyurethane lacquer.
Colour code NCS, inner surface	S 0500-N
Colour code nearest RAL, inner surface	9003

Exterior covers

Material Description	Aluminium, dark grey Dark grey	Titanium zinc	Untreated copper
Colour code NCS, outer surface	S 7500-N	No colour code	No colour code
Colour code nearest RAL, outer surface	7043	No colour code	No colour code

Cleaning and maintenance



To clean the outer glass surface from the inside, rotate sash and secure in cleaning position with barrel bolts.



VELUX repair and maintenance kits are available.

Guarantee period



The full terms and conditions of the VELUX Product Guarantee are available on our website www.velux.co.uk or www.velux.ie

Flashings and installation products



Flashings

Install the VELUX roof window in virtually any roofing material by using genuine VELUX flashing solutions. Our flashings are designed specifically for the exact size and shape of the roof windows to create perfect, watertight fit. Flashings can also be used to combine multiple roof windows.

Installation products

Ensure a proper installation and an air- and watertight connection between the window and roof with VELUX installation products. All installation products are designed to perfectly fit the roof window for a reliable and durable result.

Blinds, awnings and shutters

Complete the VELUX roof window installation with roller shutters and awning blinds for heat protection and interior blinds for light dimming, blackout and insect protection. Choose from a wide range of manually operated or remote-controlled products that are made to fit the particular window type and size. Please contact your local VELUX sales company for more details about compatibility.

Further information

We reserve the right to make technical changes.

For more information on our products, please visit <https://www.velux.co.uk> or <https://www.velux.ie>.