

# VELUX roof balcony GDL

**VELUX®**



Transform your home and feel like being outside by simply opening your VELUX roof balcony. The innovative balcony opens in seconds to give your home more space, daylight and fresh air. Consisting of a top-hung roof window and a bottom section that unfolds into a glazed balcony with elegant balustrades, it's a balcony experience like no other.

- Enjoy extra space by converting your VELUX roof window into a roof balcony.
- Open the top section of the balcony for fast access to fresh air.
- Elegant side banister railings provide extra safety and a clear view to the outdoors.
- Open the window outwards up to 45° to enjoy a panoramic view and a feeling of space.
- Comes with a choice of white-painted surface to match most contemporary interiors or clear-lacquered surface for a natural wood atmosphere.
- Reduce your energy bill and increase your indoor comfort with VELUX ThermoTechnology™.
- Open the top control bar to the ventilation position for fresh air through a closed window.



## Application guidance

The roof balcony can be installed in roof pitches between 35° and 53° to the horizontal.



The upper section of the balcony is a bottom-operated, top-hung roof window that opens outwards for an unobstructed, panoramic view. When the upper section is opened, the lower section can be pushed outwards to vertical position. As the lower section opens, integrated banister railings are raised on both sides.

To get the full benefit of the balcony, we recommend an installation height that allows for a clear sight line to the outside from both a standing and seated position.

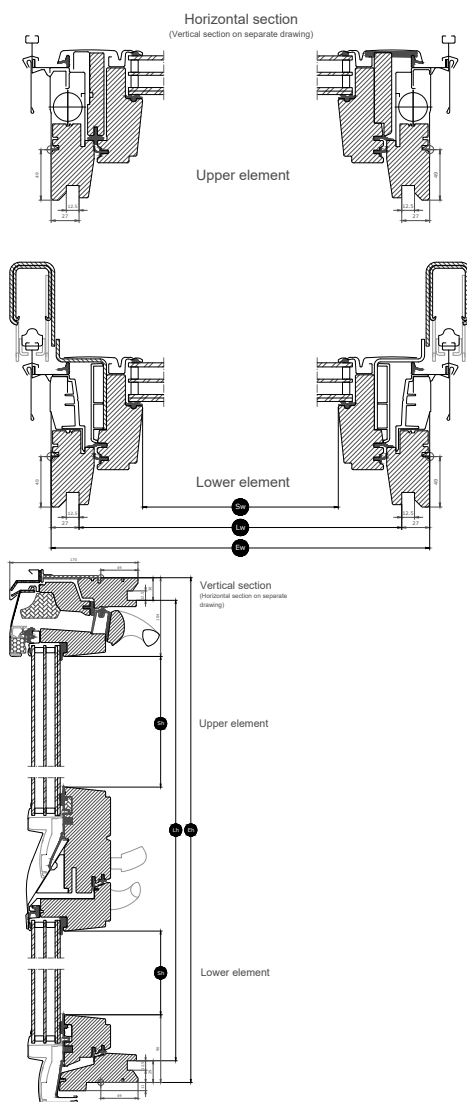
## Available sizes and daylight area

The size overview shows the availability across the different glazing variants. Please note that the individual glazing variant may not be available in all the sizes shown.

	780	942	1140
2520	GDL MK19	GDL PK19	GDL SK19
	(1.28) [1.65]	(1.63) [2.04]	(2.05) [2.51]

All measurements are in mm. ( ) = Effective daylight area, m<sup>2</sup> [ ] = Geometric free area, m<sup>2</sup>










# Cross section dimensions



Width		MK--	PK--	SK--
Sw	Sash aperture width	601	763	961
Lw	Distance between lining grooves, width	725	887	1085
Ew	External frame width	780	942	1140

Height		--19
Sh	Sash aperture height	1406 729
Lh	Distance between lining grooves, height	2461
Eh	External frame height	2520

## Glazing features

	Glazing 66SG	Glazing 66L
 Solar protection	★★★★☆	★★★★☆
 Security	★★★★☆	★★★★☆
 Safety lamination	✓	✓
 Toughened glass	✓	✓
 UV filter	✓	✓
 Rain noise reduction	✓	
 Easy-to-clean	✓	✓
 Anti-dew	✓	✓

### Glazing structure

Glazing variant	Glazing unit	Variant composition
Glazing 66SG	Triple-glazed	6.8mm laminated float glass - 13mm Argon - 3mm heat strengthened glass - 13mm Argon - 4mm toughened glass
Glazing 66L	Triple-glazed	4.0 mm laminated float glass - 14 mm Argon - 2.3 mm heat strengthened glass - 14 mm Argon - 3 mm toughened glass

## Technical values for the window

Overview of technical values for the product, covering among other, CE marking in accordance with EN 14351-1.

Window characteristics	Performance	
	Glazing 66SG	Glazing 66L
Thermal transmittance	1.1 (size MK: 1.3) W/(m <sup>2</sup> K)	1.1 W/(m <sup>2</sup> K)
Light transmittance	0.62	0.70
Total solar energy transmittance	0.44	0.54
Sound insulation	37(-2;-4)	34(-2;-5)
Air permeability	3	3
External fire performance - British	npd	npd
External fire performance - European	npd	npd
Impact resistance	3	3
Load-bearing capacity of safety devices	✓	✓
Reaction to fire	C-s1,d2	C-s1,d2
Resistance to snow load	**	**
Resistance to wind load	C3 (>SK08: NPD)	C3 (>SK08: NPD)
Water tightness	9A	9A

Resistance to snow load = \*\* See glazing composition

NPD: No performance determined


## Interior finish

Material Description	Clear lacquer Finished with triple coat, clear lacquered.	White-painted Finished with triple coat, white painted.
Colour code NCS, inner surface	No colour code	S 0500-N
Colour code nearest RAL, inner surface	No colour code	9003

## Exterior covers

Material Description	Aluminium, dark grey Dark grey	Titanium zinc	Untreated copper
Colour code NCS, outer surface	S 7500-N	No colour code	No colour code
Colour code nearest RAL, outer surface	7043	No colour code	No colour code

## Cleaning and maintenance



**Upper sash:**  
To clean the outer glass from the inside, turn the bottom handle and open the upper sash 5 cm. Then pull the control bar to rotate the sash fully. Secure the sash in this position by sliding the barrel bolts into the bushings at the bottom of the side frames.

**Lower sash:**  
To reach and clean the outer glass, open the upper sash by using the bottom handle.



VELUX repair and maintenance kits are available.

## Guarantee period



The full terms and conditions of the VELUX Product Guarantee are available on our website [www.velux.co.uk](http://www.velux.co.uk) or [www.velux.ie](http://www.velux.ie)

## Flashings and installation products

---



### **Flashings**

Install the VELUX roof window in virtually any roofing material by using genuine VELUX flashing solutions. Our flashings are designed specifically for the exact size and shape of the roof windows to create perfect, watertight fit. Flashings can also be used to combine multiple roof windows.

### **Installation products**

Ensure a proper installation and an air- and watertight connection between the window and roof with VELUX installation products. All installation products are designed to perfectly fit the roof window for a reliable and durable result.

## Blinds, awnings and shutters

---

Complete the VELUX roof window installation with roller shutters and awning blinds for heat protection and interior blinds for light dimming, blackout and insect protection. Choose from a wide range of manually operated or remote-controlled products that are made to fit the particular window type and size. Please contact your local VELUX sales company for more details about compatibility.

## Further information

---

We reserve the right to make technical changes.

For more information on our products, please visit <https://www.velux.co.uk> or <https://www.velux.ie>.